

## Tip of the Month


### *Demonstrating Currency in NavigatorV®*

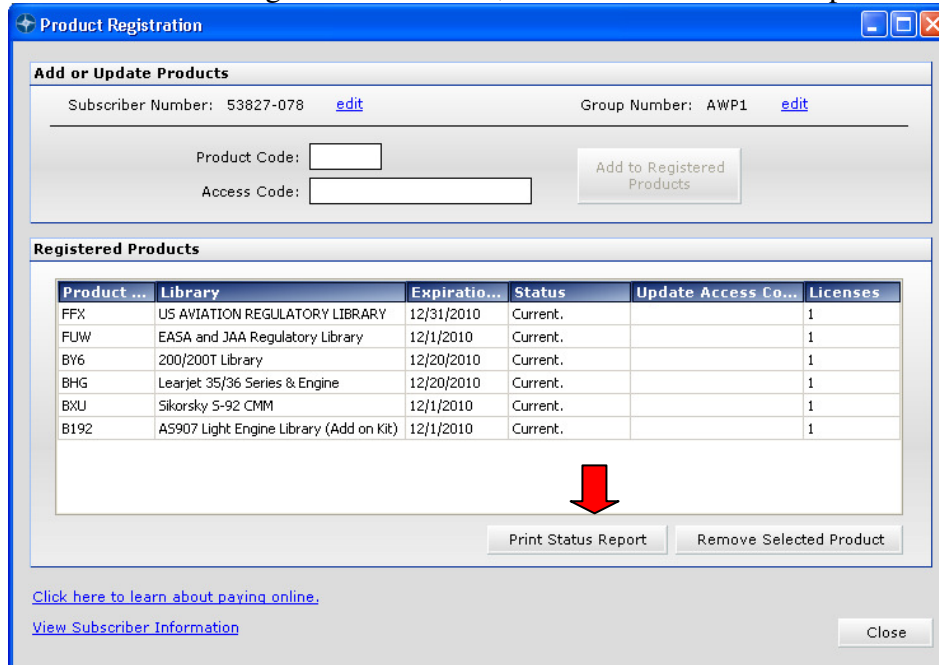
#### Overview

NavigatorV® has multiple ways to prove currency in your subscription. In the information below, we suggest three different methods for showing currency based on different reference points. These cover showing currency with your subscription libraries, with the latest FAA update, and with the manufacturer on an individual publication. The following methods are recommended for fast and easy checking of your content currency:

- ATP Subscription - Use the Status Report feature to provide a paper copy of your current subscription.
- Latest FAA Update - Reference the Small Biweekly document to demonstrate that you are up to date with the FAA.
- Individual Manufacturer Publication - Locate an individual document to identify the publication's currency and compare with the manufacturer's published date.

#### How to Prove a Current Subscription with 'Print Status Report'

1. In NavigatorV®, open Product Registration by clicking  at the top right of the Welcome tab.
2. In the Product Registration window, click the 'Print Status Report' button

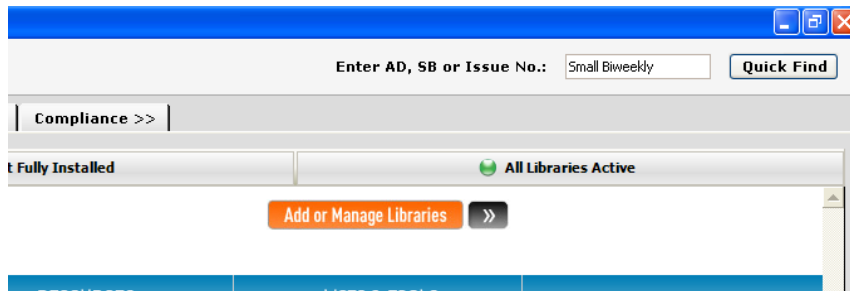


3. This gives a printable copy of the display in Product Registration. Just go to the 'File' toolbar menu at the upper left corner and select 'Print'.

### **How to Demonstrate the Latest Regulatory Update with 'Small Biweekly'**

In NavigatorV®, go to the top right corner and locate the green 'Quick Find' box. This box is a fast method for directly locating and opening any document.

1. All Regulatory libraries will carry the FAA's Airworthiness Directives Small Biweekly document. This document is updated every two weeks and you can easily reference it in Quick Find. Simply type the word 'Small Biweekly' in the box and hit the green 'Quick Find' button.



2. When this document opens automatically, look for the Revision Date located just under the header. It will be in this format:

Revision Date: 2009-09 - 04/27/2009

3. If it is within 2 weeks of today's date, you are up to date with the FAA's latest revision.

### **How to Show Individual Publication Currency**

1. In NavigatorV®, click the 'My Library' tab and select a Maintenance Publication. We'll go through an example with Hartzell Propeller. (See the highlighted row in the sample image below.)

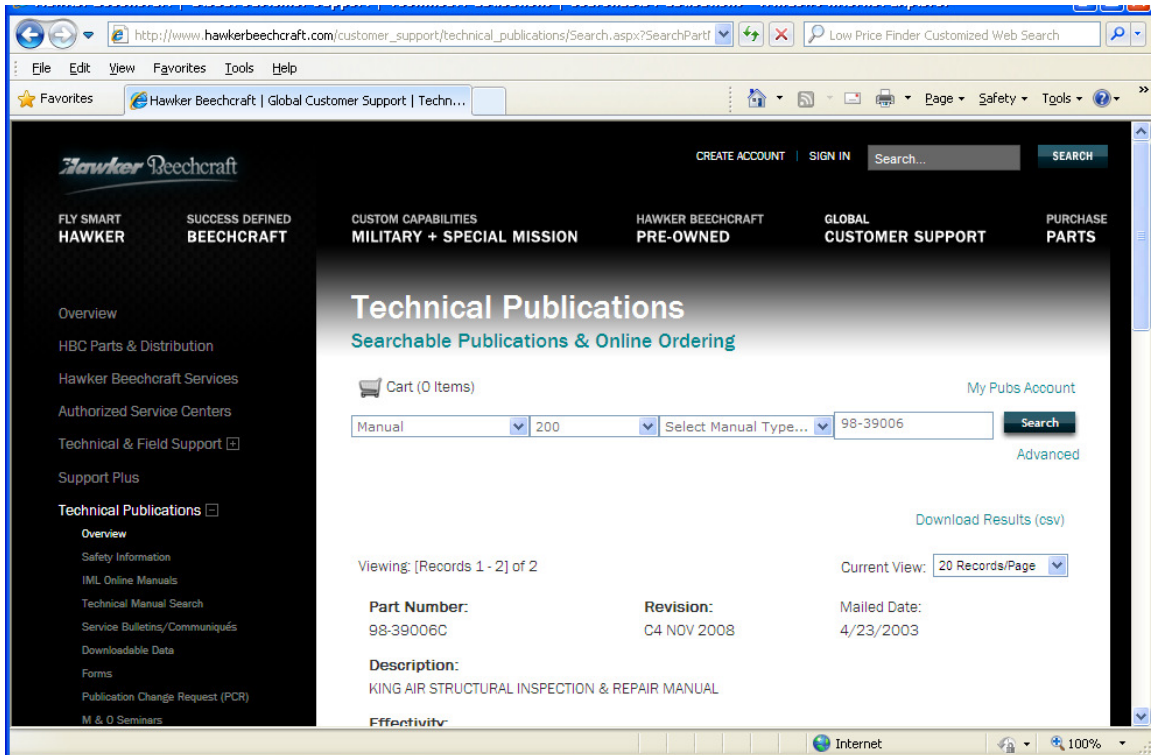
2. In 'My Library', the publications show Issue No. and Effective Date from the Manufacturer. In our example, the Structural Inspection Manual from Hawker Beechcraft has an Issue No. of 98-39006 and an Effective Date of 11/1/2008.

The screenshot shows the ATP NavigatorV@ application window. The interface includes a menu bar (File, History, LogIT, Tools, Help), a search bar with the text "Enter AD, SB or Issue No.:" and a "Quick Find" button. Below the menu is a navigation bar with tabs: Welcome, My Library, Search, What's New, Forms, EZ Update, Parts, AskBob, and Compliance >>. A filter section contains dropdown menus for "Manufacturer" (Any Manufacturer), "Model" (Any Model), and "Publication Type" (Any Publication), along with a "Reset" button and a checked checkbox for "Show Only My Maintenance Subscriptions".

The main content area displays a table with the following data:

Title	Issue No.	Effective Date
Hartzell Propeller		
Hawker Beechcraft		
200		
Airworthiness Directives		
Associated Service Info		
Maintenance Publications		
Circuit Board Manual - King Air Series and Airliner Series	98-39117	11/1/2007
Struct. Inspection - 50,65,70,80,88,90,F90,99,100,200,300,350(B300)	98-39006	11/1/2008
Component MM - King Air Series	101-590097-13	11/1/2009
Airworthiness Limitations - 200, B200, 200C, B200C, 200T, B200T, 200CT, B200CT	101-590010-453	11/1/2007
Wiring Manual - 200 and 200T	101-590010-39	2/26/1999
Maintenance Manual - 200,B200,200C,B200C,200T,B200T,200CT,B200CT,B200GT,B200CGT	101-590010-19	6/1/2010
Illustrated Parts Catalog - 200, 200T, 200C, 200CT Super King Air	101-590010-17	10/31/2003
Associated Web Links - Hawker Beechcraft Technical Support		11/19/2008

3. Let's check it against the manufacturer's listing. From the Welcome tab, click on 'Resources' and select 'Manufacturer Listing'.
4. Click the Hawker Beechcraft link. This will open the manufacturer's tech pub location on their website. Enter the manual # 98-39006. This will confirm the latest revision is Nov 2008 and you have received it.



We hope that this helps you in your operations with NavigatorV®.

Customer Care  
support@atp.com | US & Canada 800.227.4610 | International +01.415.330.9500 |  
www.atp.com